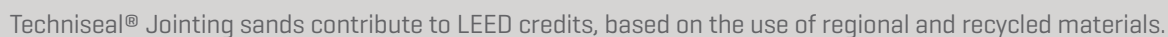




Make sure that you have an up-to-date technical data sheet in hand by consulting our website: techniseal.com
U.S.A. and Canada: dial 1 800 465-7325
Others: dial (514) 523-8324 (Canada)

- Concrete pavers, wet-cast pavers, natural stone, textured or clay pavers and porcelain tiles
- Heavy-sloped and high-traffic areas
- High-humidity areas and pool decks
- Commercial, residential, industrial and public projects
- False and wide joints from 1.5 mm to 10 cm (1/16" to 4")

- No dust
- No haze
- Fast wetting
- Optimal resistance
- Deters ants and other insects
- Inhibits weed growth
- Eliminates joint erosion – water, frost heaving, wind, power washing, etc.
- Water-resistant after 60 minutes
- Stabilizes pavers – Strengthens interlocking



DESCRIPTION

Techniseal® HP NextGel™ Jointing sand is a state-of-the-art mix of graded sand (ASTM-C144) and binder that flows smoothly down joints for a fast and effective installation of pavers or slabs with false or wide joints. It is also recommended for surfaces exposed to heavy traffic, and for high-humidity areas. Easy to use, NextGel™ Jointing sand starts to set only a few minutes after being activated with water, and quickly becomes resistant to water erosion (rain, splashes, sprinklers, etc.). NextGel™ Jointing sand offers great resistance to weed growth, insect invasion, and erosion.

For surfaces exposed to normal conditions and for narrow joints, use RG+ Polymeric sand.

Techniseal® HP NextGel™ Jointing sand has been manufactured with a revolutionary technology called NextGel™. NextGel™ radically transforms and improves the properties and behavior of jointing sand, resulting in the first ever true “no dust”, “no haze” and “no waste” jointing sand for a fast, clean and profitable installation.

Minimum joint width: 1.5 mm (1/16")

Maximum joint width: 10 cm (4")

Minimum joint depth: 4 cm (1.5")*

* For installation on porcelain tiles that are less than 4 cm (1.5") thick, fill up joints completely.

DIRECTIONS

BEFORE YOU BEGIN

Before proceeding with the installation, make sure you have an up-to-date technical data sheet in hand and visit techniseal.com to watch the application video.

Installation Conditions:

- Bedding must be made of 0 to 5 mm (3/16") dense graded sand.
- Temperature must be above 0°C (32°F) for 48 hours following installation.
- Surface and joints must be **dry**.
- Sprinkler system must be turned off.
- Product must be tested on a small area to insure that texture and colour meet expectations.

Necessary tools:

- Street broom with semi-rigid bristles.
- Plate compactor (pavers and slabs) / Roller compactor (natural stone and porcelain tiles).
Plate compactor – Ideally, the plate compactor should have a minimum centrifugal force of 25 kN (5000 psf) and a frequency between 80 and 100 Hz. The weight of the plate compactor should not exceed 100 kg (220 lbs.). A smaller machine can be used for repair work and joint replacement.
- Leaf blower.
- Spray nozzle and garden hose.

IMPORTANT: Do not use this product as capping sand.




1. Spread product evenly on a small surface.



2. Using the street broom, fill joints completely. Sweep sand over short distances.



3. Pass the plate compactor over the entire surface to compact the sand*.



4. Spread more product to fill joints again.



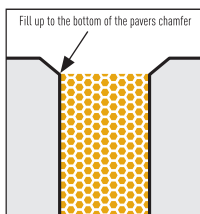
5. Pass the plate compactor over the entire surface a second time*.



6. Remove excess sand from the surface with the broom.



7. Level the height of the sand with the leaf blower.



8. Sand level must be at least 3 mm (1/8") below top of pavers or up to the bottom of the chamfer.



9. Starting from bottom of the slope, quickly shower a 20 m² (200 sq. ft). section to set the sand. Immediately afterwards, wet the same section for **30 seconds**.



10. On textured pavers, use the blower to blow the excess water off the surface and into the joints.

***Note :** For natural stone and porcelain tiles, replace the plate compactor with a Roller compactor.

Drying: To ensure optimal cohesion and long-term stability, jointing sand must dry completely after initial wetting. Drying time will be shorter if it is warm and dry, and longer if the climate is cool and damp.

Traffic: Pedestrian: Immediate / Vehicular: 48 to 72 h. Block access during that period.

WARNING

- Wear appropriate safety gears.
- Product must dry at **least 60 minutes** before being exposed to unexpected rain.
- Do not mix product with cement, sand or any other material.
- **Wait 30 days** after installation before cleaning and sealing pavers.
- Not for use on submerged or constantly wet surfaces.
- Because product comes from a natural source, colour and grain size may vary.
- Use only on pavers installed over a drainage base and bed (sand-set) as per ICPI recommendations.
- This product starts repelling water only a few minutes after initial wetting. Wet no more than 20 m² (200 sq. ft.) of surface at a time.

COVERAGE

For a 22.7 kg (50 lb.) bag : Narrow joints: 6 to 11 m² (60 to 120 sq. ft.). Wide joints: 2.3 to 4 m² (25 to 40 sq. ft.). For a more precise evaluation of the coverage, please refer to the product calculator at techniseal.com.

STORAGE AND SHELF LIFE

Unused bags can be stored outside if they are still on a pallet and protected by the original packaging.

SAFETY WARNINGS

MAY IRRITATE EYES. MAY IRRITATE SKIN. CAUSES EYE AND SKIN IRRITATION. Do not get on skin or clothing. Do not get in eyes. KEEP OUT OF REACH OF CHILDREN. **FIRST AID TREATMENT** If swallowed, call a Poison Control Centre or doctor immediately. Get medical attention if symptoms occur. Do not induce vomiting. If in eyes or on skin, rinse well with water. If breathed in, move person to fresh air.

EMERGENCY PHONE: CANUTEC (613) 996-6666. SEE MATERIAL SAFETY DATA SHEET FOR THIS PRODUCT

WARNING: This product contains a chemical known to the State of California to cause cancer.

SHIPPING

Land and sea

NOT REGULATED

PACKAGING

Jointing sand	Product Code	Colour	Retail Size	Units per pallet
	291-H37	Tan	22.7 kg. (bag)	56
	ON91-H37	Tan	22.7 kg (bag)	56
	ON91-R37	Tan	22.7 kg (bag)	56
	291-H37	Tan	22.7 kg (bag)	56
	291-R37	Tan	22.7 kg (bag)	56
	291-H47	Granite	22.7 kg (bag)	56
	291-R47	Granite	22.7 kg (bag)	56
	ON91-H47	Granite	22.7 kg (bag)	56
	ON91-R47	Granite	22.7 kg (bag)	56
	291-R47	Granite	22.7 kg (bag)	56
	291-H77	Urban Grey	22.7 kg (bag)	56
	291-R77	Urban Grey	22.7 kg (bag)	56

LIMITED WARRANTY

Manufacturer, having no control over the use of the materials, does not guarantee finished work. Replacement of any defective product shall be the buyers sole remedy under this warranty. A proof of purchase will be required for any claim. Before using this product, user shall determine the suitability of the product for its intended use and user alone assumes all risks and liability whatsoever in connection therewith. User shall test product in a small inconspicuous area (approx. 4 sq. ft.) under projected conditions of use. In the event that no test was carried out, the warranty will only apply to 4 sq.ft. This limited warranty excludes any liability for any consequential, incidental, indirect or special damages. Except for the limited warranty made above, manufacturer specifically disclaims and excludes any other express warranty, any implied warranty of merchantability of goods and implied warranty of fitness of goods for any particular purpose.